

Mayflower Craft



Supplies:

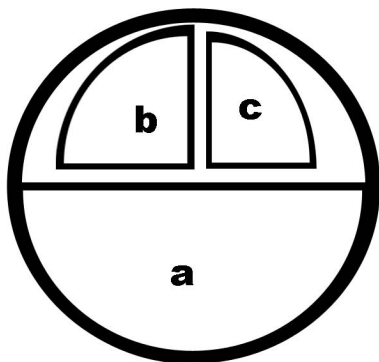
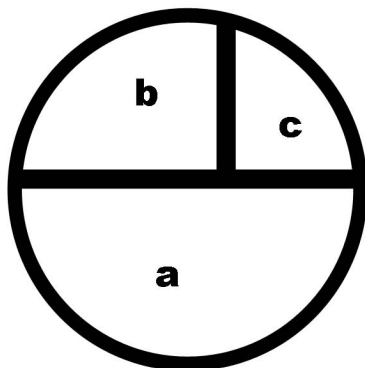

2 Paper Plates per child

Stapler

Coloring Utensils

Brown Strips of Construction Paper (pole)

Blue Waves of Construction Paper



**Have child color one plate blue.
Have child color part a brown**

**Assemble as shown, with a stapler.
Put Brown strip between sails, and
blue waves at bottom of boat.**

**Make sure you attach "a" to the full plate
in such a way that it creates a pocket.**

**Children can use their pockets for holding
thanksgiving cards, or even make a
Mayflower Compact to keep in it.
(see site for more ideas)**